



District Report Card: 2017


State: Bihar	District: Begusarai
Class: 8	Subject: Language
Schools: 50	Students: 1307


Participation/Coverage


Students

<div>GENDER</div> <div></div>	Boys		Girls	
	Number	%	Number	%
	462	35.35	845	64.65

<div>AREA</div> <div></div>	Rural		Urban	
	Number	%	Number	%
	1183	90.51	124	9.49

<div>CATEGORY</div> <div></div>	SC		ST		OBC		GEN	
	Number	%	Number	%	Number	%	Number	%
	265	20.28	2	0.15	905	69.24	135	10.33

<div>CWSN</div> <div></div>	LD	VI	HI	S&LD	ID	Oth
	0	4	0	2	0	23

<div>Management</div> <div></div>	Government		Government-aided	
	Number	%	Number	%
	1307	100.00	0	0.00

Average Performance of Students in Language (%)

Overall	Gender		Area		Management		Social Group			
	Male	Female	Rural	Urban	Govt.	Aided	SC	ST	OBC	GEN
63.46	63.71	63.33	62.96	68.23	63.46	0.00	61.48	80.00	63.02	70.07

Performance on Learning Outcomes (LOs)

Learning Outcomes	Description	Average Performance(%)
L813	Read textual/non-textual materials with comprehension and identifies the details, characters, main idea and sequence of ideas and events while reading	63.46

Range of Performance of Students who Answered Correctly							
Below 30%		30% - 50%		50% - 75%		Above 75%	
Number	%	Number	%	Number	%	Number	%
133	10.18	208	15.91	544	41.62	422	32.29

Lowest Performing Learning Outcomes (LOs)

1 - Read textual/non-textual materials with comprehension and identifies the details, characters, main idea and sequence of ideas and events while reading (63.46)